


Office for Reparations

STATEMENT OF FINANCIAL POSITION AS AT 31st DECEMBER -2022

	Note	2022 Rs.	2021 Rs. Restated
ASSETS			
Current Assets			
Inventories	1	1,195,939	845,419
Loan Receivables	2	4,375,312	4,375,312
Staff Loan - Short Term	3	2,076,614	2,059,244 *
Employee Gratuity Investment	4	22,163,422	20,136,386
Advance, Prepayments & Receivables	5	6,660,992	31,359,954
Cash & Cash Equivalents	6	48,112,516	22,408,301
		84,584,794	81,184,617
Non - Current Assets			
Staff Loan	7	7,798,246	9,397,771 *
Property, Plant & Equipment	8	35,540,315	6,264,289
Long Term Investment	9	389,921,713	504,910,713
Intangible Assets	10	1,827,000	2,245,500
		435,267,273	522,818,273
TOTAL ASSETS		519,852,068	604,002,890
LIABILITIES			
Current Liabilities			
Other Payable	11	2,018,215	12,538,827
		2,018,215	12,538,827
Non- Current Liabilities			
Provisions and Other Liabilities	12	269,351,692	363,419,692
Retirement Benefit Obligation	13	15,421,068	14,060,457
		284,772,760	377,480,149
TOTAL LIABILITIES		286,790,976	390,018,977
NET ASSETS			
NET ASSETS/ EQUITY			
Government Grant and Revaluation Surplus		36,622,549	7,723,578 **
Fixed Assets Reserve		315,540	-
Accumulated Surplus		196,123,003	206,260,336 **
TOTAL NET ASSETS/ EQUITY		233,061,092	213,983,914

Certification


We certify that the above Financial Statements give a true and fair view of the affairs as at December 31, 2022 and its Surplus / (Deficit) for the year ended December 31, 2022



S.N.C.W.M. Darmakeerthi
 Deputy Director (Finance)
 Deputy Director (Finance)
 No: 40, Buthgamuwa Road,
 Rajagiriya.


S.L.M. Hazeem
 Director General

S. L. M. Hazeem
 Director General
 Office for Reparations

The Members of the Office for Reparations is responsible for the preparation and presentation of these Financial Statements. These Financial Statement were approved by the Members of the Office for Reparations, and signed on their behalf.


Dhara Wijayatilake
 Chairperson


Dr. A.M. Mubarak
 Member

Chairperson
 Office for Reparations - Sri Lanka
 No: 40, Buthgamuwa Road,
 Rajagiriya.

Office for Reparations
STATEMENT OF FINANCIAL PERFORMANCE FOR THE
YEAR ENDED 31st DECEMBER 2022

	Note	2022 Rs.	2021 Rs. Restated
REVENUE			
Recurrent Grant	I	480,530,000	459,332,000
Interest	II	6,135,732	9,117,252
Other Revenue		38,210	1,400
Profit / Deficit for Sales of Disposal Assets		(4,412)	-
Differed Income		1,497,029	1,926,454 **
TOTAL REVENUE		488,196,560	470,377,106
EXPENDITURE			
Wages, Salaries & Employee Benefit	III	49,134,061	44,621,412
Implementation of Policy Objectives	IV	406,000,062	399,832,058
Other Expenditure for Compensation	V	693,026	789,678
Supplies & Consumables Used	VI	2,860,864	2,595,965
Depreciation	VII	1,497,029	1,926,454
Amortization	VIII	418,500	418,500
Maintenance of Fixed Assets	IX	4,482,218	4,197,975
Other Expenditure	X	33,056,870	33,109,574
TOTAL EXPENDITURE		498,142,630	487,491,616
SURPLUS/ (DEFICIT) FOR THE PERIOD		(9,946,070)	(17,114,510)